


R1

High-speed Tiny Tube Laser Cutting Machine

FAST AND HIGH QUALITY CUTTING OF TINY TUBES



Laser Power

1.5-3kW

Cutting Range of Tube

8-120mm

Max. Linkage Speed


150m/min

Max.Length of Tube

6500mm

PRODUCT OVERVIEW


High-speed Cutting Solution
Designed Specifically for Tiny Tubes



High quality processing can be carried out on tiny tubes with a diameter of 8-120mm. With linkage speed of 150m/min and acceleration of 1.5G, high dynamic performance significantly reduces processing time for you.

TYPICAL PROCESSING


Multiple Functions for Tiny Tube
Processing



R1 equipped with dual pneumatic chucks and independent servo follow-up support, providing sufficient support force for tube rotation cutting and improving cutting accuracy. Engineered for versatility, capable of processing tiny tubes with a weight of ≤ 80 kg.

IMPROVE CUTTING ACCURACY


Servo Follow-up Support for High Precision



The machine bed is equipped with highly sensitive and independent servo follow-up support to provide enough support force in rotation cutting and achieve high cutting accuracy.

SAVE YOUR SPACE

Left and Right Mirror Layout



Two loading directions can be selected, one person can control multiple devices, and multiple combinations save production space than traditional one-way layout.


CARE YOUR SAFETY

Additional Safety Protection (Optional)

Equipped with a top cover for enclosed processing to reduce smoke and maintain a clean working environment. The safety light curtain will prevent any possible collision with human body and protect both workers and the machine well.

SAVE YOUR COST

Standard Equipped with Chuck Jumping for Short Tailings



R1 Series can shorten the large amplitude of tailing length through chuck jumping. Jumping type of high-precision cutting can ensure the cutting accuracy of long tubes by chuck displacement. Optional servo chuck jumping can finish chuck jumping action accurately and efficiently.

SAVE YOUR TIME

Efficient Multi-mode Loading (Optional)



R1 Series matches with automatic material racks to achieve loading material in 20s. Automatic material racks can support the tubes with 15mm-120mm diameter and 4.8m-6.5m length. Automatic material rack is compatible with semi-automatic loading mode for loading one by one.

**TECHNICAL PARAMETERS**

Model	R1
Laser Power	1.5-3KW
Cutting Capacity of Round Tube / Square Tube	φ8mm-120mm / □8×8-□120×120mm
Weight of Single Tube	80kg
Max. Linkage Speed	150m/min
Max. Linkage Acceleration	1.5G
The Range of Tube Material	1000-6500mm

*Information and images are for reference only. Final specifications and terms are subject to the contract and may change without notice.