


GX-M

High-speed Fiber Laser Cutting Machine

SPEED UP SCALE UP



Laser Power

3-12kW

Max. Linkage Acceleration

1.5G


Processing Efficiency increased by

≈30%*

*Compared to GX series

PRODUCT OVERVIEW

Superior Dynamic Performance and Processing Quality



The new GX-M features ultra-high performance dynamic combination, with higher processing efficiency, while ensuring consistent processing accuracy under long-term high-speed dynamic performance.

TYPICAL PROCESSING

Cost-Effective with Fast ROI

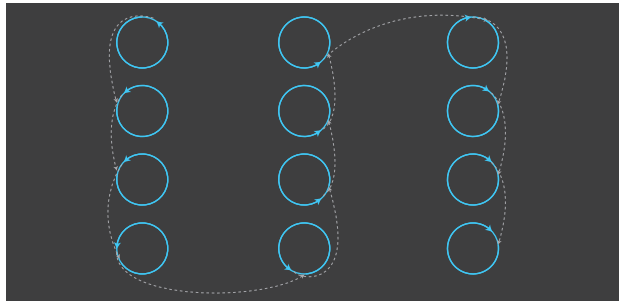

HSG GX-M		Normal Laser Cutting Machines	
✓ Processing Time	1.4 Hours	⊗ Processing Time	2 Hours
✓ Labor Cost (¥)	46.2	⊗ Labor Cost (¥)	66
✓ Electricity Cost (¥)	35	⊗ Electricity Cost (¥)	50
✓ Gas Cost (¥)	14	⊗ Gas Cost (¥)	20
✓ Total Cost (¥)	95	⊗ Total Cost (¥)	136

Taking the processing of ten 1mm stainless steel sheets with complex shapes as an example, it saves labor, electricity, gas, and processing time, reduces costs, increases efficiency across multiple dimensions, and lowers total usage costs by 30%.

CUT FASTER

Cutting Speed Increased by 30%

Relying on the advantages of the bus system, it accurately emits light in advance during the air movement process, realizes fast perforation at high places, saves perforation time, and synchronously improves cutting efficiency and order acceptance efficiency.



CUT POWERFULLY

Complex Workpiece Cutting Fast, Accurate and Stable

The machine, equipped with one stroke-flying cutting function, by optimizing the empty path, effectively avoids cutting the previously cut areas in subsequent cutting paths, improves cutting speed, and increases efficiency by 17%.

STABLE CUTTING

Lightweight Design for Dynamic Performance Improvement

The fifth-generation 6-series extruded aluminum beams have a weight reduction of 28% compared to the previous generation, and a 15% increase in torsional performance, fully utilizing the high dynamic performance of the equipment and improving processing efficiency.



EXTENT THE LIFESPAN

High Rigidity and Durable Structure

The fully welded bed body has a rigidity increase of 25% compared to the previous generation, a bending and torsion resistance increase of 31%, and is durable without deformation.

TECHNICAL PARAMETERS

Model	G3015X-M	G4020X-M
Laser Power	3-12kW	3-12kW
Cutting Area(Length*Width)	3048×1524mm	4064×2040mm
Maximum Acceleration	1.5G	1.5G
Low-pass Filtering	7Hz	7Hz
Max. Linkage Speed	150m/min	150m/min

*Information and images are for reference only. Final specifications and terms are subject to the contract and may change without notice.